



**2012 NATIONAL SURVEY OF
SCIENCE AND MATHEMATICS EDUCATION:
COMPENDIUM OF TABLES**

MAY 2013

**WILLIAM O. FULKERSON
KIIRA M. CAMPBELL
SUSAN B. HUDSON**

**HORIZON RESEARCH, INC.
CHAPEL HILL, NC**

Disclaimer


The *2012 National Survey of Science and Mathematics Education: Compendium of Tables* was prepared with support from the National Science Foundation under grant number DRL-1008228. Any opinions, findings, and conclusions or recommendations expressed in this material are those of the authors and do not necessarily reflect the views of the National Science Foundation.

Suggested Citation

Fulkerson, W. O., Campbell, K. M., & Hudson, S. B. (2013). *2012 National survey of science and mathematics education: Compendium of tables*. Chapel Hill, NC: Horizon Research, Inc.



TABLE OF CONTENTS



Page

List of Tables: Science Teacher Questionnaire v

List of Tables: Mathematics Teacher Questionnaire xi

List of Tables: Science Program Questionnaire..... xvii

List of Tables: Mathematics Program Questionnaire xxi

Section One: Introduction

 Background and Purpose of the Study..... 1.1

 Sample Design and Sampling Error Considerations..... 1.2

 Instrument Development..... 1.3

 Data Collection 1.4

 Outline of Compendium 1.5

Section Two: Science Teacher Questionnaire

 Science Teacher Questionnaire

 Science Teacher Questionnaire Tables 2.1

Section Three: Mathematics Teacher Questionnaire

 Mathematics Questionnaire

 Mathematics Teacher Questionnaire Tables 3.1

Section Four: Science Program Questionnaire

 Science Program Questionnaire

 Science Program Questionnaire Tables 4.1

Section Five: Mathematics Program Questionnaire

 Mathematics Program Questionnaire

 Mathematics Program Questionnaire Tables 5.1

LIST OF TABLES

SCIENCE TEACHER QUESTIONNAIRE

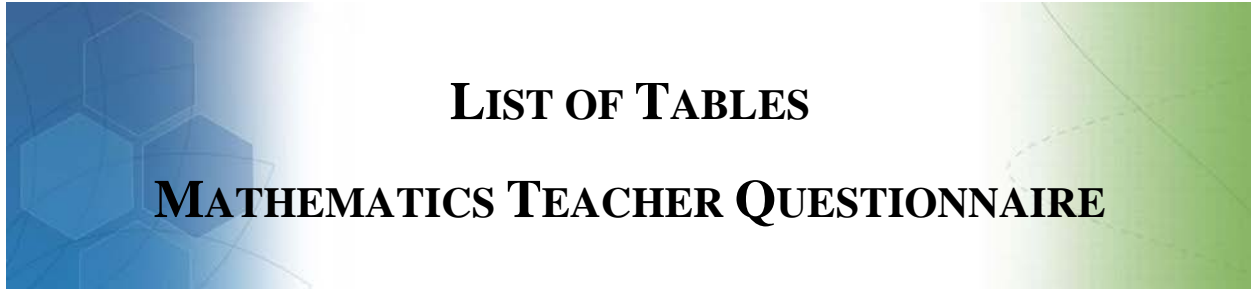
		<i>Page</i>
STQ		
1	Number of Years Science Teachers Spent Teaching Prior to This School Year	2.1
2	Grade Levels Taught by Science Teachers.....	2.1
3	Instructional Arrangements for Science in Self-Contained Elementary School Classes	2.1
4	Frequency with Which Self-Contained Elementary School Teachers Provide Science Instruction	2.1
5, 6	Average Number of Minutes per Day Spent Teaching Each Subject in Self-Contained Elementary School Classes	2.1
7.1	Number of Sections of Science and Engineering Classes Taught per Week by Elementary School Teachers	2.2
7.2	Number of Sections of Science and Engineering Classes Taught per Week by Middle School Teachers	2.2
7.3	Number of Sections of Science and Engineering Classes Taught per Week by High School Teachers	2.2
8	<i>No Table</i>	
9	<i>No Table</i>	
10	<i>No Table</i>	
11	Subjects of Science Teachers' Degrees	2.3
12	Science Teachers with Education Degrees	2.3
13	Science Teachers with Natural Science and/or Engineering Degrees	2.4
14	Biology/Life Science College Courses Completed by Science Teachers.....	2.4
15	Advanced Biology/Life Science College Courses Completed by Science Teachers.....	2.4
16	Chemistry College Courses Completed by Science Teachers	2.4
17	Advanced Chemistry College Courses Completed by Science Teachers	2.5
18	Physics College Courses Completed by Science Teachers	2.5

19	Advanced Physics College Courses Completed by Science Teachers	2.5
20	Earth/Space Science College Courses Completed by Science Teachers	2.5
21	Advanced Earth/Space Science College Courses Completed by Science Teachers	2.6
22	Environmental Science College Courses Completed by Science Teachers.....	2.6
23	Advanced Environmental Science College Courses Completed by Science Teachers.....	2.6
24	Science Teachers Having Completed One or More Engineering College Courses	2.6
25	Engineering College Courses Completed by Science Teachers	2.7
26	College Courses Completed by Science Teachers.....	2.7
27	Science College Courses Completed by Science Teachers at Various Institutions	2.7
28	Science Teachers' Paths to Certification	2.8
29	Science Teachers' Most Recent Participation in Science-Focused Professional Development	2.8
30	Science Teachers Participating in Various Professional Development Activities in the Last Three Years	2.8
31	Time Spent by Science Teachers on Science-Focused Professional Development in the Last Three Years	2.8
32.1	Elementary School Science Teachers' Description of Science-Focused Professional Development in the Last Three Years.....	2.9
32.2	Middle School Science Teachers' Description of Science-Focused Professional Development in the Last Three Years.....	2.9
32.3	High School Science Teachers' Description of Science-Focused Professional Development in the Last Three Years.....	2.10
33.1	Elementary School Science Teachers' Most Recent Participation in a Formal Course for College Credit in Various Areas	2.10
33.2	Middle School Science Teachers' Most Recent Participation in a Formal Course for College Credit in Various Areas	2.10
33.3	High School Science Teachers' Most Recent Participation in a Formal Course for College Credit in Various Areas.....	2.11
34.1	Elementary School Science Teachers' Perceptions of Topics Emphasized During Professional Development/Coursework in the Last Three Years.....	2.11
34.2	Middle School Science Teachers' Perceptions of Topics Emphasized During Professional Development/Coursework in the Last Three Years	2.12
34.3	High School Science Teachers' Perceptions of Topics Emphasized During Professional Development/Coursework in the Last Three Years	2.13
35	Science Teachers Participating in Various Professional Activities in the Last Three Years.....	2.13
36	Elementary School Science Teachers' Perceptions of their Preparedness to Teach Various Subjects.....	2.14

37.1	<i>No Table – Elementary School</i>	
37.2	Middle School Science Teachers’ Perceptions of their Preparedness to Teach Various Subjects	2.15
37.3	High School Science Teachers’ Perceptions of their Preparedness to Teach Various Subjects	2.16
38.1	Elementary School Science Teachers’ Perceptions of their Preparedness for Each of a Number of Tasks.....	2.17
38.2	Middle School Science Teachers’ Perceptions of their Preparedness for Each of a Number of Tasks.....	2.17
38.3	High School Science Teachers’ Perceptions of their Preparedness for Each of a Number of Tasks.....	2.18
39.1	Elementary School Science Teachers’ Opinions about Teaching and Learning	2.19
39.2	Middle School Science Teachers’ Opinions about Teaching and Learning	2.20
39.3	High School Science Teachers’ Opinions about Teaching and Learning.....	2.21
40	Average Minutes per Week Science Classes Meet.....	2.21
41	Average Number of Students in Science Classes	2.21
42	Race/Ethnicity of Students in Science Classes.....	2.22
43	Prior Science Achievement Level of Student in Science Classes	2.22
44.1	Elementary School Science Classes Where Teachers Report Having Control Over Various Curriculum and Instruction Decisions	2.22
44.2	Middle School Science Classes Where Teachers Report Having Control Over Various Curriculum and Instruction Decisions.....	2.23
44.3	High School Science Classes Where Teachers Report Having Control Over Various Curriculum and Instruction Decisions.....	2.23
45.1	Emphasis Given in Elementary School Science Classes to Various Instructional Objectives	2.23
45.2	Emphasis Given in Middle School Science Classes to Various Instructional Objectives	2.24
45.3	Emphasis Given in High School Science Classes to Various Instructional Objectives.....	2.24
46.1	Elementary School Science Classes in which Teachers Report Various Activities in their Classrooms.....	2.25
46.2	Middle School Science Classes in which Teachers Report Various Activities in their Classrooms.....	2.26
46.3	High School Science Classes in which Teachers Report Various Activities in their Classrooms.....	2.27
47.1	Availability of Instructional Technology in Elementary School Science Classrooms	2.28
47.2	Availability of Instructional Technology in Middle School Science Classrooms	2.28
47.3	Availability of Instructional Technology in High School Science Classrooms.....	2.29
48	Expectations that Students Will Provide their Own Instructional Technologies in Science Classes	2.29
49.1	Frequency of Instructional Technology Use in Elementary School Science Classes.....	2.29
49.2	Frequency of Instructional Technology Use in Middle School Science Classes.....	2.30
49.3	Frequency of Instructional Technology Use in High School Science Classes	2.30
50.1	Availability of Resources in Elementary School Science Classes.....	2.30

50.2	Availability of Resources in Middle School Science Classes	2.31
50.3	Availability of Resources in High School Science Classes.....	2.31
51	Frequency of Required External Science Testing in Science Classes	2.31
52	Amount of Homework Assigned in Science Classes per Week	2.31
53	Instructional Materials Used in Science Classes	2.32
54a	Most Recent Copyright Year of Instructional Materials Used in Science Classes	2.32
54b.1	Market Share of Commercial Textbook/Module Publishers Used in Elementary School Science Classes	2.33
54b.2	Market Share of Commercial Textbook/Module Publishers Used in Middle School Science Classes	2.33
54b.3	Market Share of Commercial Textbook/Module Publishers Used in High School Science Classes	2.34
55	Perceived Quality of Instructional Materials Used Most Often in Science Classes	2.34
56	Percentage of Instructional Time Spent Using Instructional Materials during the Science Course	2.35
57	Percentage of Textbook/Modules Covered during the Science Course.....	2.35
58	Adequacy of Equipment for Science Instruction.....	2.35
59	Adequacy of Instructional Technology for Science Instruction	2.35
60	Adequacy of Consumable Supplies for Science Instruction.....	2.36
61	Adequacy of Facilities for Science Instruction.....	2.36
62.1	Elementary School Science Classes for which Teachers Report Technology Problems	2.36
62.2	Middle School Science Classes for which Teachers Report Technology Problems.....	2.37
62.3	High School Science Classes for which Teachers Report Technology Problems	2.37
63.1	Elementary School Science Classes for which Teachers Report the Effect of Various Factors on Science Instruction	2.38
63.2	Middle School Science Classes for which Teachers Report the Effect of Various Factors on Science Instruction.....	2.39
63.3	High School Science Classes for which Teachers Report the Effect of Various Factors on Science Instruction.....	2.40
64	Average Number of Class Periods Devoted to the Most Recently Completed Science Unit	2.40
65	Focus of the Most Recently Completed Science Unit	2.41
66	<i>No Table</i>	
67	Most Recent Science Unit Based Primarily on Previously Indicated Commercially- Published Textbook/Module	2.41
68	Most Recent Science Unit Based Primarily on Any Commercially-Published Textbook/ Module	2.41
69	<i>No Table</i>	

70.1	Ways Textbooks/Modules Were Used in the Most Recently Completed Unit in Elementary School Science Classes	2.42
70.2	Ways Textbooks/Modules Were Used in the Most Recently Completed Unit in Middle School Science Classes	2.42
70.3	Ways Textbooks/Modules Were Used in the Most Recently Completed Unit in High School Science Classes	2.43
71.1	Reasons Parts of the Textbook/Module Were Skipped in Elementary School Science Classes.....	2.43
71.2	Reasons Parts of the Textbook/Module Were Skipped in Middle School Science Classes	2.44
71.3	Reasons Parts of the Textbook/Module Were Skipped in High School Science Classes	2.44
72.1	Reasons Why the Textbook/Module Was Supplemented in Elementary School Science Classes	2.45
72.2	Reasons Why the Textbook/Module Was Supplemented in Middle School Science Classes	2.45
72.3	Reasons Why the Textbook/Module Was Supplemented in High School Science Classes	2.46
73.1	Elementary School Science Classes Taught by Teachers Feeling Prepared for Each of a Number of Tasks in the Most Recent Unit.....	2.46
73.2	Middle School Science Classes Taught by Teachers Feeling Prepared for Each of a Number of Tasks in the Most Recent Unit.....	2.47
73.3	High School Science Classes Taught by Teachers Feeling Prepared for Each of a Number of Tasks in the Most Recent Unit.....	2.47
74	Science Classes in which Teachers Used Various Assessment Methods in the Most Recent Unit	2.48
75	Duration of the Most Recent Science Lesson.....	2.48
76	Time Spent on Different Activities in the Most Recent Science Lesson.....	2.48
77	Science Classes Participating in Various Activities in the Most Recent Lesson.....	2.49
78	Sex of Science Teachers.....	2.49
79	Science Teachers of Hispanic or Latino Origin.....	2.49
80	Race of Science Teachers.....	2.49
81	Age of Science Teachers	2.50



LIST OF TABLES

MATHEMATICS TEACHER QUESTIONNAIRE

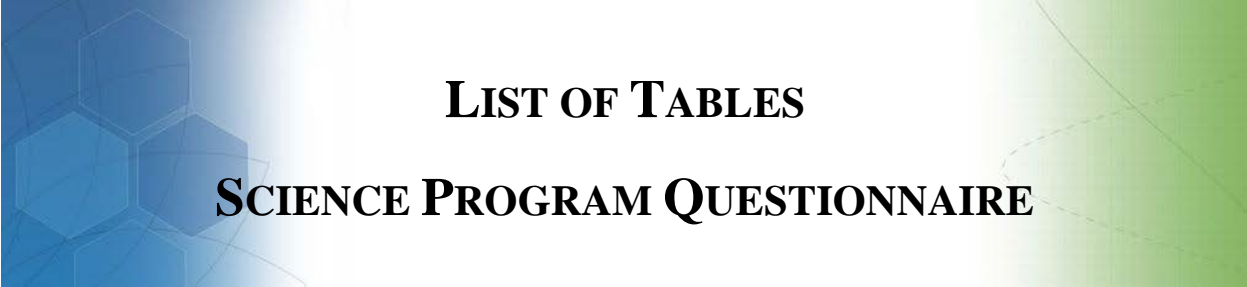
		<i>Page</i>
MTQ		
1	Number of Years Mathematics Teachers Spent Teaching Prior to This School Year.....	3.1
2	Grade Levels Taught by Mathematics Teachers	3.1
3	Instructional Arrangements for Mathematics in Self-Contained Elementary School Classes	3.1
4	Frequency with Which Self-Contained Elementary School Teachers Provide Mathematics Instruction	3.1
5	Frequency with Which Self-Contained Elementary School Teachers Provide Science Instruction	3.1
6, 7	Average Number of Minutes per Day Spent Teaching Each Subject in Self-Contained Elementary School Classes	3.2
8	Number of Sections of Mathematics Classes Taught per Week.....	3.2
9	<i>No Table</i>	
10	<i>No Table</i>	
11	Subjects of Mathematics Teachers' Degrees.....	3.2
12	Mathematics Teachers with Education Degrees.....	3.3
13	Mathematics College Courses Completed by Mathematics Teachers	3.3
14	College Courses Completed by Mathematics Teachers	3.4
15	Mathematics College Courses Completed by Mathematics Teachers at Various Institutions.....	3.4
16	Mathematics Teachers' Paths to Certification.....	3.4
17	Mathematics Teachers' Most Recent Participation in Mathematics-Focused Professional Development.....	3.4
18	Mathematics Teachers Participation in Various Professional Development Activities in the Last Three Years	3.5

19	Time Spent by Mathematics Teachers on Mathematics-Focused Professional Development in the Last Three Years.....	3.5
20.1	Elementary School Mathematics Teachers’ Descriptions of Mathematics-Focused Professional Development in the Last Three Years	3.6
20.2	Middle School Mathematics Teachers’ Descriptions of Mathematics-Focused Professional Development in the Last Three Years	3.6
20.3	High School Mathematics Teachers’ Descriptions of Mathematics-Focused Professional Development in the Last Three Years.....	3.7
21.1	Elementary School Mathematics Teachers’ Most Recent Participation in a Formal Course for College Credit in Various Areas.....	3.7
21.2	Middle School Mathematics Teachers’ Most Recent Participation in a Formal Course for College Credit in Various Areas	3.7
21.3	High School Mathematics Teachers’ Most Recent Participation in a Formal Course for College Credit in Various Areas	3.8
22.1	Elementary School Mathematics Teachers’ Perceptions of Topics Emphasized During Professional Development/Coursework in the Last Three Years.....	3.8
22.2	Middle School Mathematics Teachers’ Perceptions of Topics Emphasized During Professional Development/Coursework in the Last Three Years.....	3.9
22.3	High School Mathematics Teachers’ Perceptions of Topics Emphasized During Professional Development/Coursework in the Last Three Years.....	3.10
23	Mathematics Teachers Participating in Various Professional Activities in the Last Three Years	3.10
24.1	Self-Contained Elementary School Mathematics Teachers’ Perceptions of their Preparedness to Teach Various Subjects.....	3.11
24.2	<i>No Table – Middle School</i>	
24.3	<i>No Table – High School</i>	
25.1	Non-Self-Contained Elementary School Mathematics Teachers’ Perceptions of their Preparedness to Teach Various Subjects.....	3.11
25.2	Middle School Mathematics Teachers’ Perceptions of their Preparedness to Teach Various Subjects	3.12
25.3	High School Mathematics Teachers’ Perceptions of their Preparedness to Teach Various Subjects.....	3.12
26.1	Elementary School Mathematics Teachers’ Perceptions of their Preparedness for Each of a Number of Tasks	3.13
26.2	Middle School Mathematics Teachers’ Perceptions of their Preparedness for Each of a Number of Tasks.....	3.13
26.3	High School Mathematics Teachers’ Perceptions of their Preparedness for Each of a Number of Tasks.....	3.14
27.1	Elementary School Mathematics Teachers’ Opinions about Teaching and Learning	3.15
27.2	Middle School Mathematics Teachers’ Opinions about Teaching and Learning	3.16
27.3	High School Mathematics Teachers’ Opinions about Teaching and Learning	3.17
28	Average Minutes per Week Mathematics Classes Meet	3.17
29	Average Number of Students in Mathematics Classes.....	3.17
30	Race/Ethnicity of Students in Mathematics Classes.....	3.18

31	Prior Mathematics Achievement Level of Students in Mathematics Class	3.18
32.1	Elementary School Mathematics Classes Where Teachers Report Having Control Over Various Curriculum and Instruction Decisions	3.18
32.2	Middle School Mathematics Classes Where Teachers Report Having Control Over Various Curriculum and Instruction Decisions	3.19
32.3	High School Mathematics Classes Where Teachers Report Having Control Over Various Curriculum and Instruction Decisions.....	3.19
33.1	Emphasis Given in Elementary School Mathematics Classes to Various Instructional Objectives	3.19
33.2	Emphasis Given in Middle School Mathematics Classes to Various Instructional Objectives	3.20
33.3	Emphasis Given in High School Mathematics Classes to Various Instructional Objectives	3.20
34.1	Elementary School Mathematics Classes in which Teachers Report Various Activities in their Classrooms.....	3.21
34.2	Middle School Mathematics Classes in which Teachers Report Various Activities in their Classrooms	3.22
34.3	High School Mathematics Classes in which Teachers Report Various Activities in their Classrooms	3.23
35.1	Availability of Instructional Technology in Elementary School Mathematics Classrooms	3.24
35.2	Availability of Instructional Technology in Middle School Mathematics Classrooms	3.24
35.3	Availability of Instructional Technology in High School Mathematics Classrooms	3.25
36	Expectations that Students Will Provide their Own Instructional Technologies in Mathematics Classes	3.25
37.1	Frequency of Instructional Technology Use in Elementary School Mathematics Classes.....	3.25
37.2	Frequency of Instructional Technology Use in Middle School Mathematics Classes.....	3.26
37.3	Frequency of Instructional Technology Use in High School Mathematics Classes	3.26
38	Frequency of Required External Mathematics Testing in Mathematics Classes.....	3.26
39	Amount of Homework Assigned in Mathematics Classes per Week.....	3.27
40	Instructional Materials Used in Mathematics Classes	3.27
41a, 42a	Most Recent Copyright Year of Instructional Materials Used in Mathematics Classes.....	3.27
41b.1, 42b.1	Market Share of Commercial Textbooks/Programs Publishers Used in Elementary School Mathematics Classes	3.28
41b.2, 42b.2	Market Share of Commercial Textbooks/Programs Publishers Used in Middle School Mathematics Classes	3.28
41b.3, 42b.3	Market Share of Commercial Textbooks/Programs Publishers Used in High School Mathematics Classes	3.29
43	Perceived Quality of Instructional Materials Used Most Often in Mathematics Classes	3.29
44	Percentage of Instructional Time Spent Using Instructional Materials during the Mathematics Course.....	3.30
45	Percentage of the Textbook/Program Covered during the Mathematics Course.....	3.30

46.1	Adequacy of Classroom Resources for Mathematics Instruction in Elementary Schools.....	3.30
46.2	Adequacy of Classroom Resources for Mathematics Instruction in Middle Schools.....	3.31
46.3	Adequacy of Classroom Resources for Mathematics Instruction in High Schools	3.31
47.1	Elementary School Mathematics Classes for which Teachers Report Technology Problems	3.31
47.2	Middle School Mathematics Classes for which Teachers Report Technology Problems	3.32
47.3	High School Mathematics Classes for which Teachers Report Technology Problems	3.32
48.1	Elementary School Mathematics Classes for which Teachers Report the Effect Various Factors Have on Mathematics Instruction.....	3.33
48.2	Middle School Mathematics Classes for which Teachers Report the Effect Various Factors Have on Mathematics Instruction.....	3.34
48.3	High School Mathematics Classes for which Teachers Report the Effect Various Factors Have on Mathematics Instruction	3.35
49	Average Number of Class Periods Devoted to the Most Recently Completed Mathematics Unit	3.35
50	Focus of the Most Recently Completed Mathematics Unit.....	3.36
51	<i>No Table</i>	
52	Most Recent Mathematics Unit Based Primarily on Indicated Commercially-Published Textbook/Program	3.36
53	Most Recent Mathematics Unit Based Primarily on Any Commercially-Published Textbook/Program	3.36
54	<i>No Table</i>	
55.1	Ways Textbooks/Programs Were Used in the Most Recently Completed Unit in Elementary School Mathematics Classes.....	3.37
55.2	Ways Textbooks/Programs Were Used in the Most Recently Completed Unit in Middle School Mathematics Classes	3.37
55.3	Ways Textbooks/Programs Were Used in the Most Recently Completed Unit in High School Mathematics Classes	3.38
56.1	Reasons Parts of the Textbook/Program Were Skipped in Elementary School Mathematics Classes	3.38
56.2	Reasons Parts of the Textbook/Program Were Skipped in Middle School Mathematics Classes	3.39
56.3	Reasons Parts of the Textbook/Program Were Skipped in High School Mathematics Classes	3.39
57.1	Reasons Why the Textbook/Program Was Supplemented in Elementary School Mathematics Classes	3.40
57.2	Reasons Why the Textbook/Program Was Supplemented in Middle School Mathematics Classes	3.40
57.3	Reasons Why the Textbook/Program Was Supplemented in High School Mathematics Classes	3.41

58.1	Elementary School Mathematics Classes Taught by Teachers Feeling Prepared for Each of a Number of Tasks in the Most Recent Unit.....	3.41
58.2	Middle School Mathematics Classes Taught by Teachers Feeling Prepared for Each of a Number of Tasks in the Most Recent Unit.....	3.42
58.3	High School Mathematics Classes Taught by Teachers Feeling Prepared for Each of a Number of Tasks in the Most Recent Unit.....	3.42
59	Mathematics Classes in which Teachers Used Various Assessment Methods in the Most Recent Unit	3.43
60	Duration of the Most Recent Mathematics Lesson.....	3.43
61	Time Spent on Different Activities in the Most Recent Mathematics Lesson.....	3.43
62	Mathematics Classes Participating in Various Activities in the Most Recent Lesson.....	3.44
63	Sex of Mathematics Teachers.....	3.44
64	Mathematics Teachers of Hispanic or Latino Origin	3.44
65	Race of Mathematics Teachers.....	3.44
66	Age of Mathematics Teachers	3.45



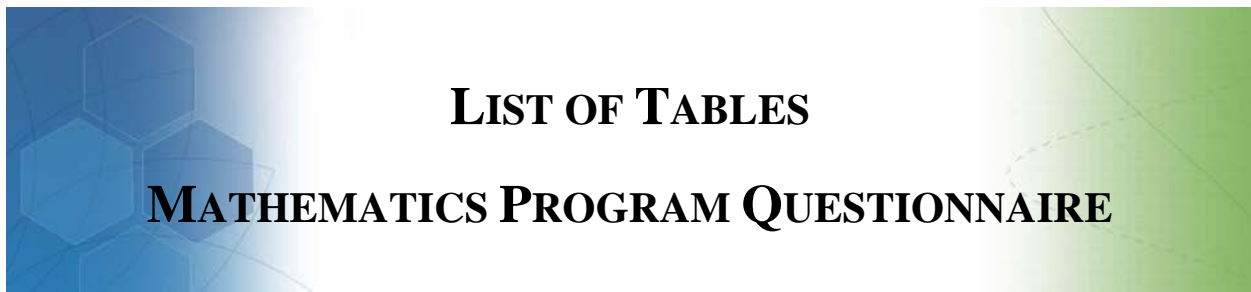
LIST OF TABLES

SCIENCE PROGRAM QUESTIONNAIRE

		<i>Page</i>
SPQ		
1	Titles of Science Program Questionnaire Representatives	4.1
2	Use of Various Instructional Arrangements in Elementary Schools	4.1
3	Science Programs and Practices Currently Being Implemented in High Schools	4.1
4.1	Services Provided to Elementary School Teachers in Need of Special Assistance in Teaching Science	4.1
4.2	Services Provided to Middle School Science Teachers in Need of Special Assistance in Teaching.....	4.1
4.3	Services Provided to High School Science Teachers in Need of Special Assistance in Teaching.....	4.2
5.1	Elementary School Programs/Practices to Enhance Students’ Interest and/or Achievement in Science/Engineering	4.2
5.2	Middle School Programs/Practices to Enhance Students’ Interest and/or Achievement in Science/Engineering.....	4.2
5.3	High School Programs/Practices to Enhance Students’ Interest and/or Achievement in Science/Engineering.....	4.3
6.1	Opinions about Various Statements Regarding State Science Standards in Elementary Schools.....	4.3
6.2	Opinions about Various Statements Regarding State Science Standards in Middle Schools.....	4.4
6.3	Opinions about Various Statements Regarding State Science Standards in High Schools	4.4
7, 8, 9	Type of Middle School Science Courses Offered	4.4
10	<i>No Table</i>	
11, 12	High Schools Offering One or More Courses in Coordinated or Integrated Science, including General Science and Physical Science	4.4
13, 14	High Schools Offering One or More Courses in Earth/Space Science.....	4.5
15, 16	High Schools Offering One or More Courses in Life Science/Biology	4.5
17, 18	High Schools Offering One or More Courses in Environmental Science/Ecology	4.5
19, 20	High Schools Offering One or More Courses in Chemistry.....	4.5

21, 22	High Schools Offering One or More Courses in Physics	4.6
23, 24	High Schools Offering One or More Courses in Engineering.....	4.6
25	High Schools Offering Science Courses that Might Qualify for College Credit.....	4.6
26	When High Schools Offer Concurrent College and High School Credit/Dual Enrollment Science Courses	4.6
27	When High Schools Offer Various Advanced Placement and International Baccalaureate Science Courses	4.7
28	High School Science Graduation Requirements.....	4.7
29	Schools Counting Engineering Courses Towards Science Graduation Requirements	4.7
30	Years of Science Required for Entry into the State University System	4.7
31	Median Amount Schools Spent per Pupil on Consumable Supplies, Equipment, and Software for Science	4.8
32.1	Effect of Various Factors on Science Instruction in Elementary Schools	4.8
32.2	Effect of Various Factors on Science Instruction in Middle Schools.....	4.9
32.3	Effect of Various Factors on Science Instruction in High Schools	4.9
33.1	Science Program Representatives’ Opinions about the Extent to Which Various Factors Are Problematic for Science Instruction in Elementary Schools	4.10
33.2	Science Program Representatives’ Opinions about the Extent to Which Various Factors Are Problematic for Science Instruction in Middle Schools	4.11
33.3	Science Program Representatives’ Opinions about the Extent to Which Various Factors Are Problematic for Science Instruction in High Schools.....	4.12
34	<i>No Table</i>	
35	<i>No Table</i>	
36	Difficulty Filling Science Teacher Vacancies	4.12
37	Schools Indicating Greater Difficulty Filling Science Teacher Vacancies in Some Disciplines than in Others	4.13
38	Difficulty Filling Science Teacher Vacancies in Various Disciplines in High School	4.13
39	Science Professional Development Workshops Offered Locally in the Last Three Years.....	4.13
40.1	Elementary Schools with Locally-Offered Science Professional Development Workshops in the Last Three Years with a Focus in Each of a Number of Areas	4.14
40.2	Middle Schools with Locally-Offered Science Professional Development Workshops in the Last Three Years with a Focus in Each of a Number of Areas	4.14
40.3	High Schools with Locally-Offered Science Professional Development Workshops in the Last Three Years with a Focus in Each of a Number of Areas	4.15
41	Science-Focused Teacher Study Groups Offered at Schools in the Last Three Years	4.15
42, 43, 44	Required Participation in Science-Focused Teacher Study Groups.....	4.15

45	Schedule for Science-Focused Teacher Study Groups Specified by School	4.16
46	Duration of Science-Focused Teacher Study Groups.....	4.16
47	Frequency of Science-Focused Teacher Study Groups	4.16
48	Composition of Science-Focused Teacher Study Groups	4.16
49	Description of Activities in Typical Science-Focused Teacher Study Groups.....	4.17
50.1	Elementary School Science-Focused Teacher Study Groups in the Last Three Years with a Focus in Each of a Number of Areas.....	4.17
50.2	Middle School Science-Focused Teacher Study Groups in the Last Three Years with a Focus in Each of a Number of Areas	4.18
50.3	High School Science-Focused Teacher Study Groups in the Last Three Years with a Focus in Each of a Number of Areas	4.18
51	Use of Designated Leaders for Science-Focused Teacher Study Groups.....	4.19
52	Origin of Designated Leaders of Science-Focused Teacher Study Groups.....	4.19
53	How Schools Provide Time for Science Professional Development.....	4.19
54	Schools Providing One-on-One Science-Focused Coaching.....	4.19
55, 56, 57	Schools Requiring Participation in One-on-One Science-Focused Coaching	4.20
58.1	Providers of One-on-One Science-Focused Coaching in Elementary Schools	4.20
58.2	Providers of One-on-One Science-Focused Coaching in Middle Schools	4.20
58.3	Providers of One-on-One Science-Focused Coaching in High Schools.....	4.21



LIST OF TABLES

MATHEMATICS PROGRAM QUESTIONNAIRE

	<i>Page</i>
MPQ	
1 Titles of Mathematics Program Questionnaire Representatives.....	5.1
2 Use of Various Instructional Arrangements in Elementary School.....	5.1
3 Mathematics Programs and Practices Currently Being Implemented in High Schools.....	5.1
4.1 Services Provided to Elementary School Teachers in Need of Special Assistance in Teaching Mathematics	5.1
4.2 Services Provided to Middle School Mathematics Teachers in Need of Special Assistance in Teaching.....	5.2
4.3 Services Provided to High School Mathematics Teachers in Need of Special Assistance in Teaching.....	5.2
5.1 Elementary School Programs/Practices to Enhance Students’ Interest and/or Achievement in Mathematics.....	5.2
5.2 Middle School Programs/Practices to Enhance Students’ Interest and/or Achievement in Mathematics.....	5.2
5.3 High School Programs/Practices to Enhance Students’ Interest and/or Achievement in Mathematics.....	5.3
6.1 Opinions about Various Statements Regarding State Mathematics Standards in Elementary Schools.....	5.3
6.2 Opinions about Various Statements Regarding State Mathematics Standards in Middle Schools.....	5.3
6.3 Opinions about Various Statements Regarding State Mathematics Standards in High Schools.....	5.4
7, 8 Mathematics Courses Completed at the 8 th Grade Level.....	5.4
9 <i>No Table</i>	
10 Type of High School Mathematics Courses Offered.....	5.5
11 High Schools Offering Various Mathematics Courses.....	5.5
12, 13 High Schools Offering Various Probability and Statistics Courses.....	5.5
14 High Schools Offering Mathematics Courses that Might Qualify for College Credit.....	5.5

15	When High Schools Offer Concurrent College and High School Credit/Dual Enrollment Mathematics Courses	5.5
16	When High Schools Offer Various Advanced Placement and International Baccalaureate Mathematics Courses	5.6
17	High School Mathematics Graduation Requirements	5.6
18	Years of Mathematics Required for Entry into the State University System	5.6
19	Median Amount Schools Spent per Pupil on Consumable Supplies, Non-Consumable Items, and Software for Mathematics	5.6
20.1	Effect of Various Factors on Mathematics Instruction in Elementary Schools	5.7
20.2	Effect of Various Factors on Mathematics Instruction in Middle Schools.....	5.7
20.3	Effect of Various Factors on Mathematics Instruction in High Schools	5.8
21.1	Mathematics Program Representatives' Opinions about the Extent to which Various Factors Are Problematic for Mathematics Instruction in Elementary Schools	5.8
21.2	Mathematics Program Representatives' Opinions about the Extent to which Various Factors Are Problematic for Mathematics Instruction in Middle Schools	5.9
21.3	Mathematics Program Representatives' Opinions about the Extent to which Various Factors Are Problematic for Mathematics Instruction in High Schools.....	5.9
22	<i>No Table</i>	
23	<i>No Table</i>	
24	Difficulty Filling Mathematics Teacher Vacancies.....	5.10
25	Mathematics Professional Development Workshops Offered Locally in the Last Three Years	5.10
26.1	Elementary Schools with Locally-Offered Mathematics Professional Development Workshops in the Last Three Years with a Focus in Each of a Number of Areas	5.11
26.2	Middle Schools with Locally-Offered Mathematics Professional Development Workshops in the Last Three Years with a Focus in Each of a Number of Areas	5.12
26.3	High Schools with Locally-Offered Mathematics Professional Development Workshops in the Last Three Years with a Focus in Each of a Number of Areas	5.13
27	Mathematics-Focused Teacher Study Groups Offered at Schools in the Last Three Years	5.13
28, 29, 30	Required Participation in Mathematics-Focused Teacher Study Groups	5.13
31	Schedule for Mathematics-Focused Teacher Study Groups Specified by School.....	5.14
32	Duration of Mathematics-Focused Teacher Study Groups.....	5.14
33	Frequency of Mathematics-Focused Teacher Study Groups	5.14
34	Composition of Mathematics-Focused Teacher Study Groups	5.14
35	Description of Activities in Typical Mathematics-Focused Teacher Study Groups	5.15

36.1	Elementary School Mathematics-Focused Teacher Study Groups in the Last Three Years with a Focus in Each of a Number of Areas	5.15
36.2	Middle School Mathematics-Focused Teacher Study Groups in the Last Three Years with a Focus in Each of a Number of Areas.....	5.16
36.3	High School Mathematics-Focused Teacher Study Groups in the Last Three Years with a Focus in Each of a Number of Areas	5.17
37	Use of Designated Leaders for Mathematics-Focused Teacher Study Groups	5.17
38	Origin of Designated Leaders of Mathematics-Focused Teacher Study Groups.....	5.17
39	How Schools Provide Time for Mathematics Professional Development.....	5.18
40	Schools Providing One-on-One Mathematics-Focused Coaching	5.18
41, 42, 43	Schools Requiring Participation in One-on-One Mathematics-Focused Coaching	5.18
44.1	Providers of One-on-One Mathematics-Focused Coaching in Elementary Schools	5.19
44.2	Providers of One-on-One Mathematics-Focused Coaching in Middle Schools	5.19
44.3	Providers of One-on-One Mathematics-Focused Coaching in High Schools.....	5.20

